

Stroboscopy Platform

PENTAX
MEDICAL

Brilliant Illumination

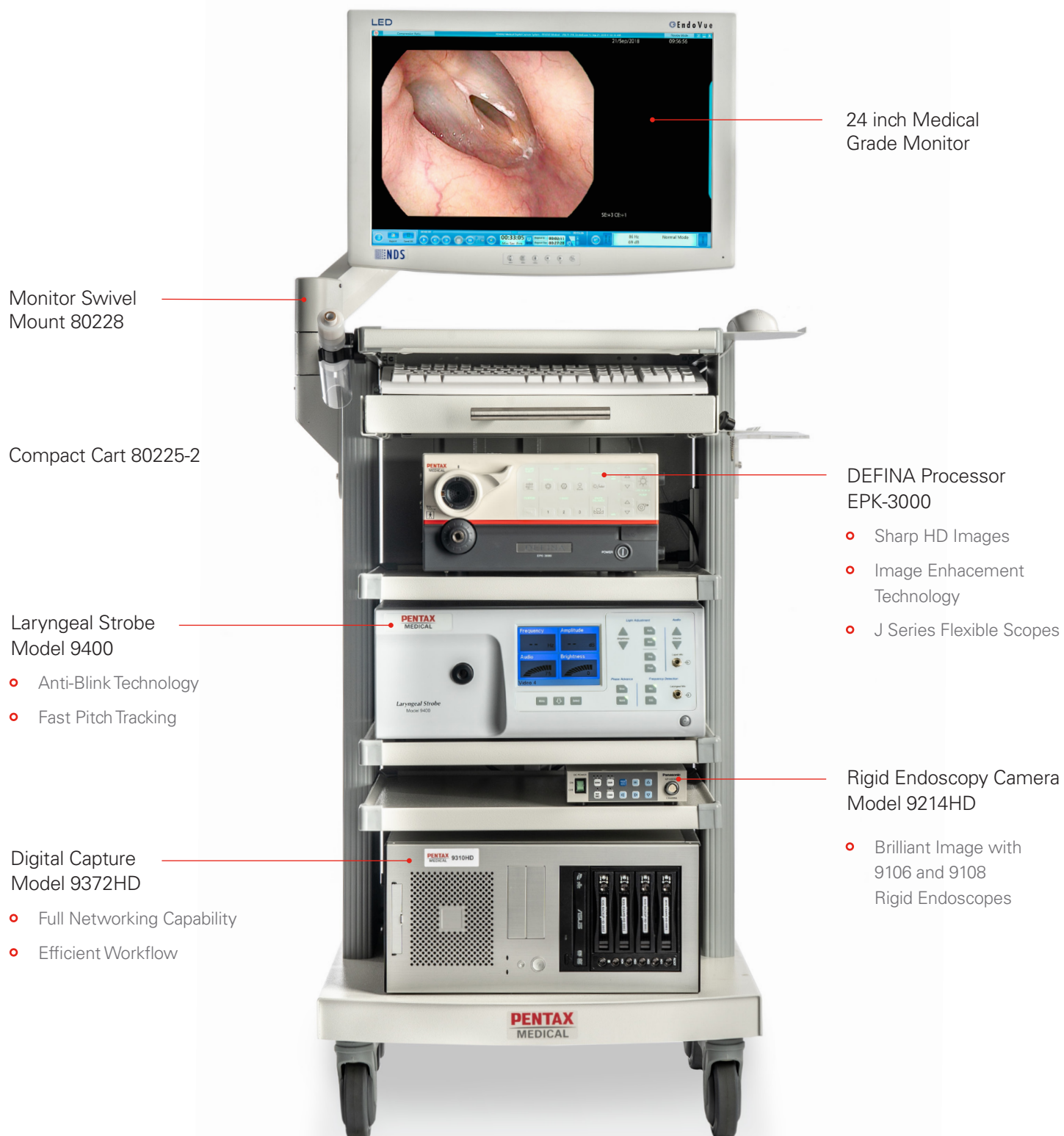
Razor Sharp Image Quality

Consistent Results

Efficient Workflow



Stroboscopy Platform



Monitor Swivel
Mount 80228

Compact Cart 80225-2

Laryngeal Strobe
Model 9400

- Anti-Blink Technology
- Fast Pitch Tracking

Digital Capture
Model 9372HD

- Full Networking Capability
- Efficient Workflow

24 inch Medical
Grade Monitor

DEFINA Processor
EPK-3000

- Sharp HD Images
- Image Enhancement Technology
- J Series Flexible Scopes

Rigid Endoscopy Camera
Model 9214HD

- Brilliant Image with 9106 and 9108 Rigid Endoscopes

Focused on addressing the needs of ENT and Voice Professionals

The PENTAX Medical high definition stroboscopy solution is engineered with advanced features, which can help improve detection of subtle pathology.

Sharp and Vibrant Images

This versatile solution provides multiple methods of recording stroboscopic exams for sharp, clear viewing of structure and detail.

- Choose between rigid or flexible endoscopes to support various exam protocols
- Compatible with i-SCAN Image Enhancement technology when combined with DEFINA EPK-3000 and J10 Series Flexible Endoscopes

Unparalleled Stroboscopic Performance

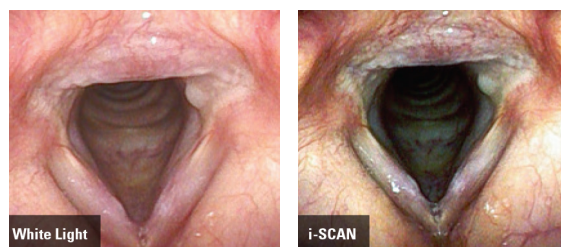
For laryngologists, the PENTAX Medical Laryngeal Strobe provides bright and clear stroboscopic video exams to support reliable analysis of vocal fold structure and motion.

- Features the PENTAX Medical anti-blinking technology, resulting in razor-sharp and in-focus images of the vibrating vocal folds
- Brilliant and evenly-distributed illumination throughout the patient's pitch and intensity range
- Accurate pitch tracking with immediate lock-on and automatic light control, contribute to more efficient examinations
- As opposed to long light pulses that result in blurry images, our fast light pulses produce razor sharp images with a clear view of the vocal fold leading edge both in video and still images

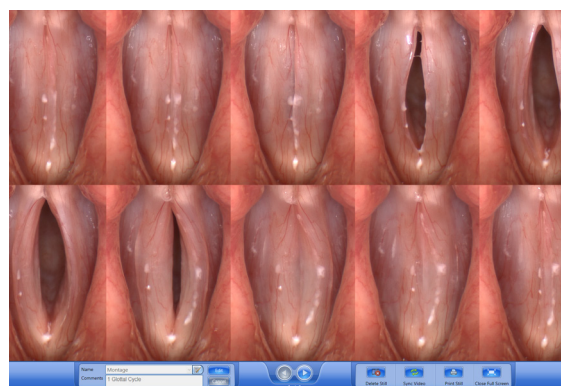
Clinically Relevant Advancements

Designed with features you need for optimal exam viewing, specifically engineered for ENT and Voice specialists:

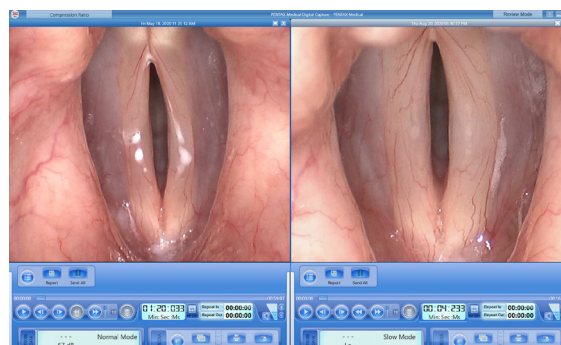
- Slow-motion and frame-by-frame playback provides additional insight into vocal fold movement
- Flexible zoom function allows panning and zooming of paused exam frames as well as video playback from a zoomed in position
- Simple one-step montage of a glottal cycle facilitates assessment of parameters, such as closure, symmetry, and amplitude
- Side-by-side display of two exams enables pre- and post-intervention image comparison



i-SCAN image enhancement technology offers three customizable modes — i-SCAN 1, 2, and 3 — that enhance image topography, edges, and color tone highlighting vascularity and surface anomalies.



Stroboscopy system image montage function



Side-by-side exam view

A Complete Solution Designed for Clinical Efficiency

PENTAX Medical offers a comprehensive stroboscopy solution that addresses physicians' exam video capture, data management and workflow needs.

PENTAX Medical solutions are designed to maximize clinical efficiency, security, and compliance for ENT and Voice centers of all sizes.

- Patient database can be stored locally or shared with the use of endoServer for simple, secure exam retrieval
- Standard or customer reports with still images and key exam findings can be stored locally or uploaded to the hospital EHR with the endoPortal HL7 software module
- The complexities and cost of multiple vendor solutions is eliminated with components designed to work together

PENTAX Medical can provide a fully integrated, optimized solution designed specifically to meet the needs and expectations of your ENT and Voice clinic.

From versatile and cost-effective recording and viewing options to flexible connecting and sharing, PENTAX Medical can be your single-source provider for your stroboscopy needs.



Fast and Dependable Service and Support

As a trusted partner of otolaryngologists, speech-language pathologists, and head and neck specialists, PENTAX Medical offers comprehensive service and support plans specifically designed to meet your needs.

Today's ENT and Voice clinics must not only meet the clinical needs and demands of patients, but also operate as cost-efficiently as possible. PENTAX Medical's highly responsive customer support can assist your clinic in meeting these challenges through our focus on three key objectives:

- Provide a timely response to your equipment related requests
- Offer quick resolutions to issues to minimize procedure downtime
- Maximize the return on your equipment and service plan investment

In addition to a commitment to our three key service and support objectives, PENTAX Medical has made a significant operational investment to redefine the delivery of ENT and Voice equipment service.

- Internal process and infrastructure improvements to streamline and improve our service delivery
- Employing highly-trained Field Service Engineers strategically located in or near major metropolitan areas
- Customer service and expert consultants are easily accessible and readily available to assist you and your facility



Our team is dedicated to providing you with fast, consistent, and dependable service. Ask your local sales representative about service plans for your new or existing PENTAX Medical stroboscopy equipment.

Americas Head Office

3 Paragon Drive
Montvale, NJ 07645
Phone +1 800 431 5880
Fax +1 201 391 4189
pentaxmedical.com

PENTAX
MEDICAL