

Speech, Voice & Swallowing.

Meeting state-of-the-art standards for
advanced medical equipment.





Speaking with one voice: PENTAX Medical and KayPENTAX.

Best solutions in Speech,
Voice and Swallowing.

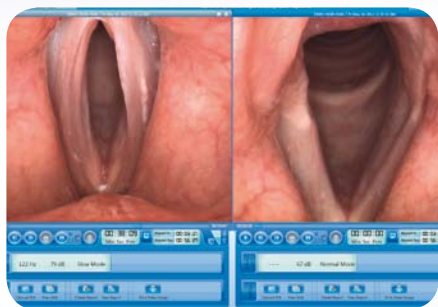


KayPENTAX and PENTAX Medical are two companies with long-standing expertise in medical imaging products. They have teamed up to deliver valuable solutions in speech, voice and swallowing to practitioners and the research community.

The excellent reputation of KayPENTAX in diverse areas of laryngeal imaging, acoustics, swallowing instrumentation and aerodynamics has been established for many years. Specialists and top facilities worldwide trust KayPENTAX products which are designed to offer the best solutions in speech, voice and swallowing. They can also rely on superior quality, unmatched versatility, ease of use and excellent customer support.

PENTAX Medical offers flexible endoscopes with cutting edge optical technology and exceptional visual quality. The products deliver outstanding precision in endoscopy, including innovative HD+ and i-scan technology.

Together, PENTAX Medical and KayPENTAX offer a product range which adds value to the daily practice in speech, voice and swallowing.



STROBOSCOPY AND LARYNGEAL IMAGING

See stroboscopy in a different light.

The KayPENTAX solution to stroboscopy is a systemic approach.

The expertise of KayPENTAX in the ENT segment and its unique approach to stroboscopy offers so much more than just the best light source available. Continuous innovation ensures the delivery of the sharpest images to help obtain an accurate diagnosis, thereby allowing appropriate intervention planning. The full stroboscopy system contains an unmatched set of features that will be valued in daily clinical use.

Good to know: The stroboscopic light source can be used with rigid and with flexible video endoscopes. <<

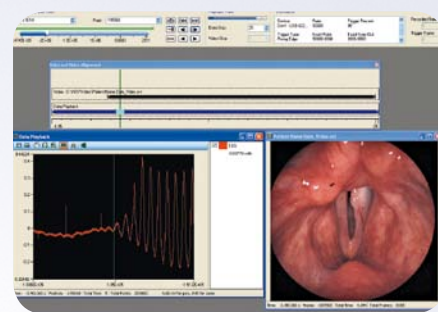
Once the material needed has been obtained, the options are almost endless:

- Capture, edit and play back HD+ quality images and videos to facilitate the documentation, consultation and reporting process.
- Access data on the move with intelligent networking options.
- Tailor and configure the built-in patient database and exam management system to specific demands and easily search for specific patient and examination findings.

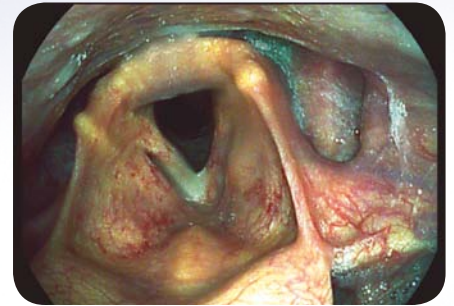
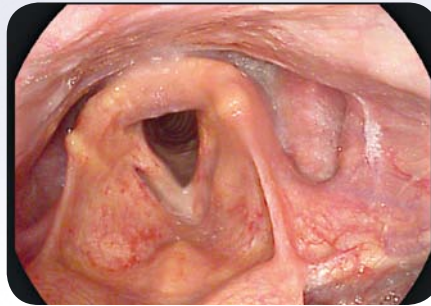
Colour High Speed Video

The colour High Speed Video system is an ideal complement to the KayPENTAX digital strobe, enabling observation of vocal fold dynamics regardless of phonatory behaviour or periodicity. It is increasingly being used in leading voice clinics and in the research community.

Used together, these two modes of laryngeal imaging allow clinicians to accurately assess vocal fold vibratory function in their patients, irrespective of pathology.



The CHSV application, shown here in playback mode.



The i-scan technology enhances structures.

ADVANCED ENDOSCOPY

A sophisticated standard in high end endoscopy.

We have developed new tools in the area of Speech, Voice and Swallowing.



High resolution and high definition flexible endoscopes are exciting new tools in the area of speech, voice and swallowing. PENTAX Medical offers a state-of-the-art product range of high-end endoscopes and processors addressing current and future visualisation needs.

Whether a functional evaluation during stroboscopy or FEES is required, or a thorough assessment of the oral, nasopharyngeal, laryngeal and the esophageal cavities, PENTAX Medical sets the new standard in high-end endoscopy with its excellent illumination and superb images.

State-of-the-art i-scan image processing technology designed to meet clinical needs. For clinicians and patients.

>> *Good to know: i-scan was developed to enhance the visibility of vessel and surface structures. It is a very useful tool to support the early detection, delineation and characterisation of abnormalities.*



SWALLOWING INSTRUMENTATION

An elaborate workstation for the highest demands.

The Digital Swallowing Workstation is the most comprehensive platform available for dysphagia.

KayPENTAX offers a truly unique concept for dysphagia assessment and treatment.

The concept known as “Digital Swallowing Workstation” is an integrated portable platform for dysphagia clinicians and researchers, which provides objective measurements of key physiologic parameters related to swallowing. It delivers the best and most comprehensive way of assessing and treating patients suffering from dysphagia.”



Display of synchronized signals;
FEES, sEMG and Breathing.

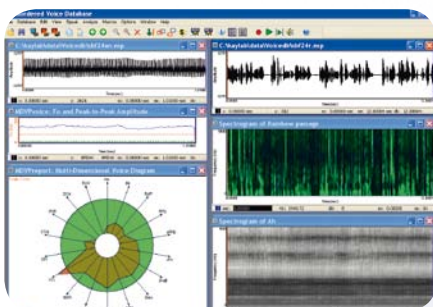
Good to know: The Digital Swallowing Workstation can be used in virtually every aspect of patient management – from initial assessment through to rehabilitation. <<



SPEECH PRODUCTS

Combine acoustic analysis with real-time biofeedback.

Two senses reveal more than one – use hearing and sight for your diagnosis.



Real-time display of voice analysis.

Thanks to its expertise over decades, KayPENTAX offers a wide range of acoustic analysis products. These products have been specifically designed to enable an extensive acoustic assessment of voice disorders.

Real-time biofeedback related to specific speech parameters helps patients to achieve their therapy goals more efficiently. Patients can "see" how they are using their voice in relation to targets set by the clinician.

The acoustic analysis product range supports diagnostic, therapeutic and research needs in voice-related disorders in an unrivaled way and has multiple application-specific software options designed for different clinical requirements.

>> *Good to know: Our speech products are the tools of choice for clinicians and researchers.*



GENERAL INFORMATION

Find out more

Learn more about PENTAX Medical and KayPENTAX products and applications.



WEBSITES

For more information about our companies as well as our products and solutions for Speech, Voice and Swallowing, please visit our corporate websites.

www.kaypentax.com

www.pentaxmedical.com



MEDICAL STUDIES

Our products are constantly referenced in hundreds of peer-reviewed professional journal articles.

A comprehensive overview of the scientific work can be found on **www.kaypentax.com**.

Please visit the publications page to find a wealth of information.

PENTAX Europe GmbH

Julius-Vosseler-Straße 104
22527 Hamburg
Germany
Tel.: +49 40 / 5 61 92 - 0
Fax: +49 40 / 5 60 42 13
E-mail: medical@pentax.de

PENTAX U.K. Limited

PENTAX House
Heron Drive, Langley
Slough SL3 8PN
United Kingdom
Tel.: +44 17 53 / 79 27 3
Fax: +44 17 53 / 79 27 94
E-mail: lifecare.sales@pentax.co.uk

PENTAX France Life Care S.A.S.

112 quai de Bezons
B.P. 204
95106 ARGENTEUIL CEDEX
France
Tel.: +33 1 / 30 25 94 78
Fax: +33 1 / 30 25 74 45
E-mail: contact.medical@pentax.fr

PENTAX Nederland B.V.

Lage Mosten 35
4822 NK Breda
Netherlands
Tel.: +31 76 / 5 31 30 31
Fax: +31 76 / 5 31 30 00
E-mail: lifecare@pentax.nl

PENTAX Italia S.r.l.

Via Dione Cassio, 15
20138 Milano
Italy
Tel.: +39 / 02 50 99 58 1
Fax: +39 / 02 50 99 58 60
E-mail: marketing.lifecare@pentaxitalia.it

**SIMMEDICA - Sistemas Integrales
de Medicina, S.A.**

Avenida del Sistema Solar 25
28830 San Fernando de Henares · Madrid
Spain
Tel.: +34 91 / 301 62 40
Fax: +34 91 / 751 31 15
E-mail: sim@simmedica.com

PENTAX Europe GmbH

Representative office in Moscow
Sadovnicheskaya str, 82, build 2, entrance 6
Regus, Business center „Aurora”
Office 2012, 2013
Moscow, 115035
Russian Federation
Tel.: +7 495 / 792 52 00
Fax: +7 495 / 792 35 66

PENTAX Turkey

Veko Giz Plaza, Meydan Sokak
No:3/43 343396
Maslak – Istanbul
Turkey
Tel.: +90 212 / 705 05 26
Fax: +90 212 / 705 05 00

HOYA Corporation**PENTAX Life Care Division**

1-1-110, Tsutsujigaoka
Akishima-shi
196-0012 Tokyo
Japan
Tel.: +81 3 / 39 60 51 55
Fax: +81 3 / 53 92 67 24